

What to PACK for a Week Away...

and how to wear it



Packing for a summer escape is about:

- Packing the least to look your best
- Packing smart and in a flash
- Getting from 'Beach to Bar' with ease
- Creating looks that get your beach confidence back!

Enjoy!

H.G.

xx

Packing for a week away...

Whether you're at the beach, out and about or stepping out for dinner, we've got you covered. Just combine our pieces with a few staples from your wardrobe to bring it all together...oh so easy!

DAY 1:

Transit



Beach




Bar & Dinner



Packing Tip: Wear out the next day what you've worn the night before. It'll give you an extra wear for very little effort!

DAY 2:


Beach



Out & About



Bar & Dinner



Packing for a week away...

Whether you're at the beach, out and about or stepping out for dinner, we've got you covered. Just combine our pieces with a few staples from your wardrobe to bring it all together...oh so easy!

DAY 3:

Beach



Out & About



Simply throw on your stunning Skirt Sarong to get Out & About.



Bar & Dinner



Packing Tip: Check the weather forecast before you leave and pack with the weather in mind. Go to www.bom.gov.au—the Bureau of Meteorology 's website for what's brewing.

DAY 4:



Beach & About



Bar & Dinner

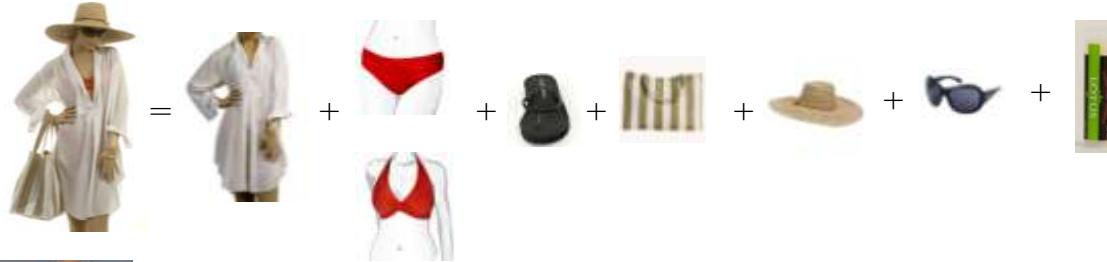


Packing for a week away...

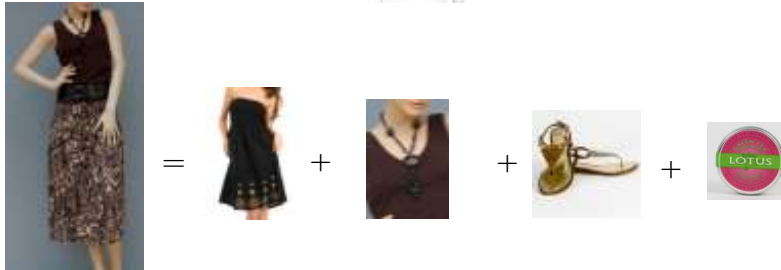
Whether you're at the beach, out and about or stepping out for dinner, we've got you covered. Just combine our pieces with a few staples from your wardrobe to bring it all together...oh so easy!

DAY 5:

Beach



Bar & Dinner



Wear your Bermuda dress as a skirt for a different look! Add your tank/t-shirt, change your accessories and away you go...so easy!



Packing Tip: Accessories pack a great punch and can transform an outfit effortlessly from day to night. They don't take up much room so pack heaps...a girl's got to have options!.

DAY 6:



Beach



Bar & Dinner



Packing for a week away...

Whether you're at the beach, out and about or stepping out for dinner, we've got you covered. Just combine our pieces with a few staples from your wardrobe to bring it all together...oh so easy!

DAY 7:

Breakfast



=



+



+



+



+



About



=



+



+



+



+



+



Shimmering Body Balm...perfect for a dash of night glam.



SPF Lip balm



Luscious moisturising lip balm

Packing Tip: A summer scent is a perfect way to get you in the holiday mood. Our balms are great travel companions...solid means no mess travel and they comply with those retched restrictions!

The Week Away Packing List:

Clothing:

- * Top- Suzy Swirls—Blue
- * Sarong—black
- * St Lucia—white
- * Bermuda—black
- * Nina—black
- * Barbados—azure
- * Perfect White Shirt
- * Billi pants (white)
- * Tate dress (your spare)
- * Blue Jeans (yours)
- * Tank/T-shirt x2 (yours)

Swimwear:

- * Strapless one piece - Capriosca
- * Bikini—Jets

Accessories:

- * Metallic sandals
- * Thongs—black
- * Straw Tote
- * **Legendary Beach Bag (O'Hara)**
- * Sunglasses
- * Hat—wide brim
- * Bangles -yours
- * Black bead necklace
- * Bronze, wood gold necklace
- * Colourful choker -red

Beauty:

- * Shimmering Body Balm
- * Lip Balm
- * SPF lip balm
- * Regular skin and hair care products, decanted into travel size containers.
- * Natural lip gloss
- * Bronzer- to touch up those strap marks

Underwear:

- * **Nude/flesh coloured so that it doesn't show under anything**
- * Multi-way bra—gives a girl options!

Luggage organisers are a great way to keep dirties and cleans separate and your bits, easy to find.

Use your straw tote in transit to save space in your luggage.